

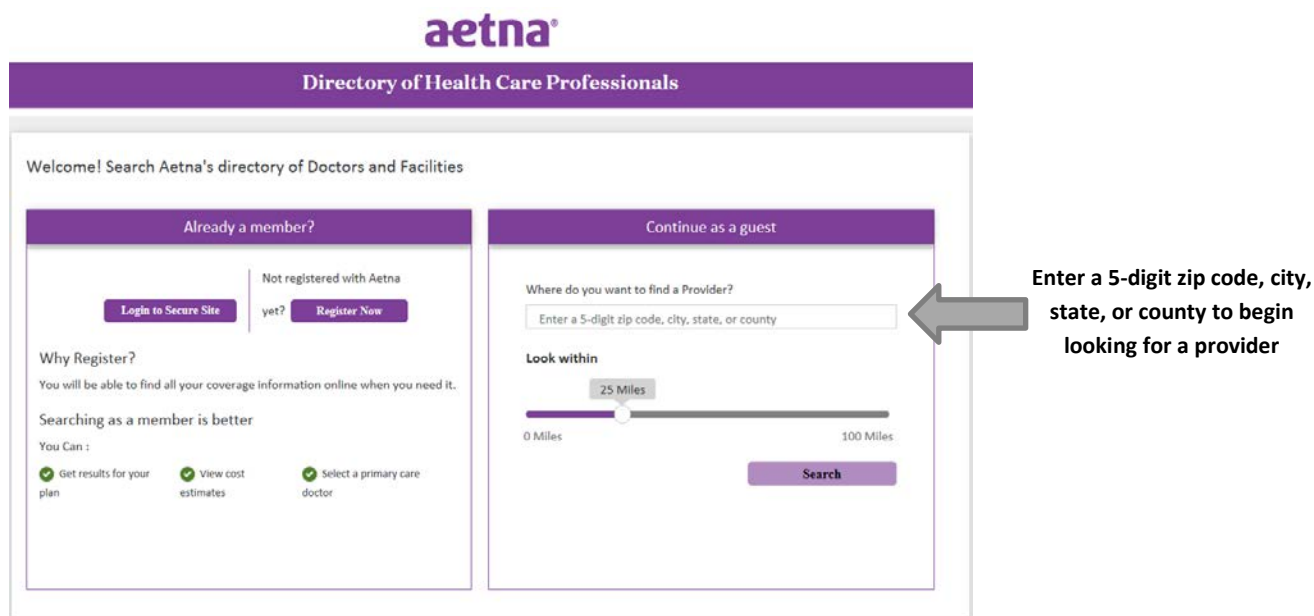
## Aetna Select<sup>SM</sup> (Open Access)

### Find the Right Aetna Doctor or Facility

You can locate a doctor or facility through Aetna's **Find a Doctor Online Directory**. Find a Doctor is updated six times a week. Please keep in mind that the availability of any particular provider cannot be guaranteed.

### Step to Locating a Doctor or a Facility

1. Log on to: <http://www.aetna.com>
2. Continue as a guest and enter required fields.

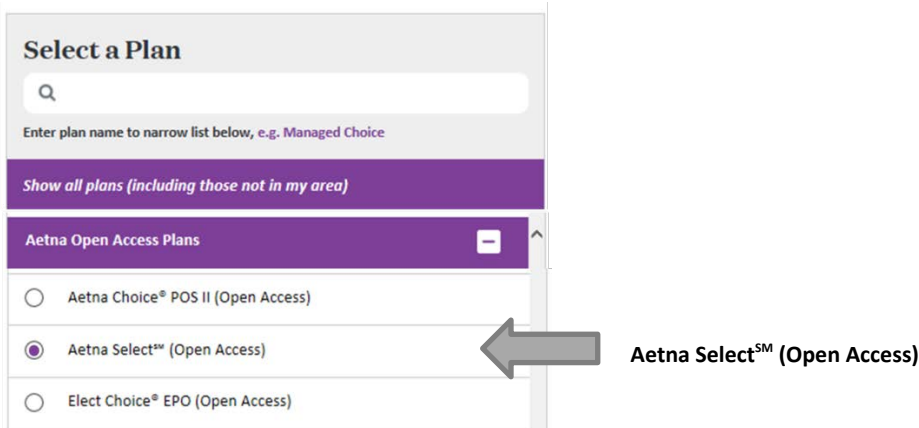


The screenshot shows the Aetna website's "Directory of Health Care Professionals" search interface. The page is divided into two main sections: "Already a member?" and "Continue as a guest". The "Continue as a guest" section is highlighted with a grey arrow pointing to the search input field. The input field is labeled "Where do you want to find a Provider?" and contains the placeholder text "Enter a 5-digit zip code, city, state, or county". Below the input field is a "Look within" distance slider set to 25 miles, with markers for 0 miles and 100 miles. A "Search" button is located at the bottom right of the search section. To the right of the search section, a grey arrow points to the input field with the text "Enter a 5-digit zip code, city, state, or county to begin looking for a provider".

3. Select "Aetna Open Access Plans"
4. Then select "Aetna Select<sup>SM</sup> (Open Access)"

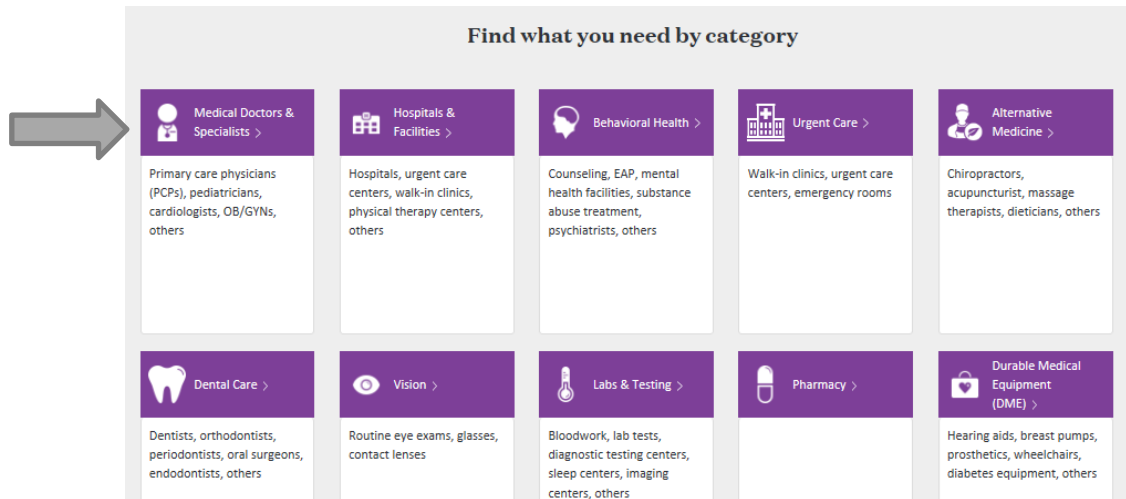
Why is choosing a plan so important?

- \* Pay less if you use a provider that accepts the plan
- \* Find the highest level of coverage from a provider under the plan
- \* Confirm doctors are accepting the plan

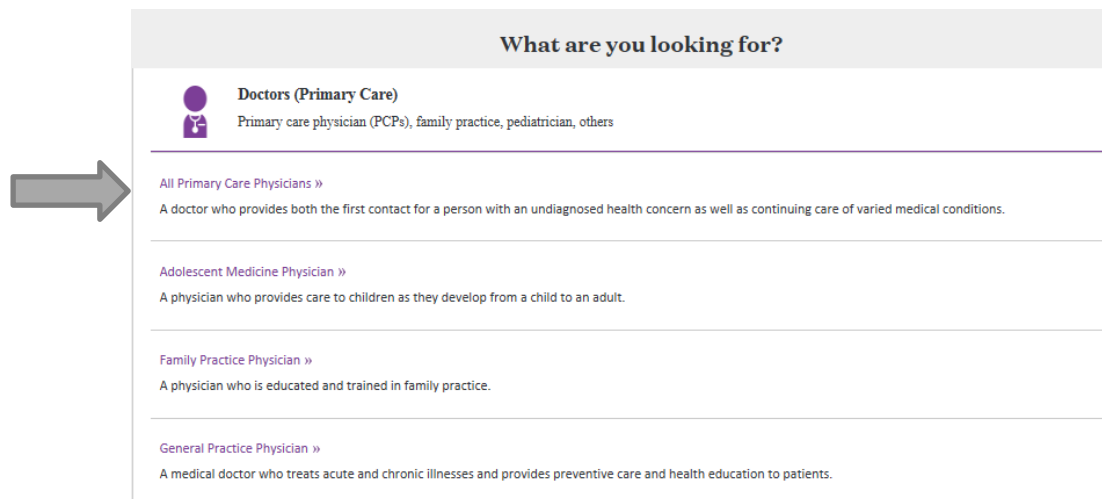


The screenshot shows the "Select a Plan" page on the Aetna website. The page has a search bar at the top with a magnifying glass icon. Below the search bar is a text input field labeled "Enter plan name to narrow list below, e.g. Managed Choice". A purple button labeled "Show all plans (including those not in my area)" is located below the input field. Below the button is a list of plans under the heading "Aetna Open Access Plans". The list includes three options: "Aetna Choice® POS II (Open Access)", "Aetna Select<sup>SM</sup> (Open Access)", and "Elect Choice® EPO (Open Access)". The "Aetna Select<sup>SM</sup> (Open Access)" option is selected, indicated by a filled radio button. A grey arrow points to this option with the text "Aetna Select<sup>SM</sup> (Open Access)".

5. Click “Medical Doctors & Specialists”



6. Click “All Primary Care Physicians” and the provider listing will appear.



7. Your provider listing will include specific providers currently accepting your Aetna Health Plan. You must call and check with the provider before scheduling your appointment or receiving services to confirm if he/she is still participating in Aetna’s network.

**\*\*Important: use the 6-digit primary office code on the employee application.**

8. To print your provider directory, click “Print a Provider Directory”

